



## **GUIDE**

# Reporting Portal – eIDAS


---

FINANSINSPEKTIONEN

**13/11/2023**

Version 1.0





## TABLE OF CONTENTS

---

eIDAS	3
Connect eIDAS to your account in the Reporting Portal	3
Log in using eIDAS	7

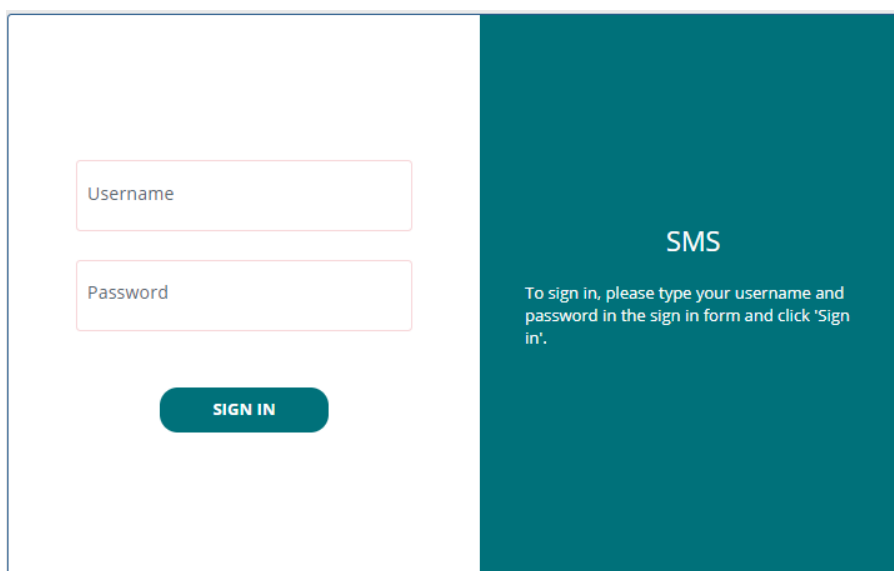
## eIDAS

Foreign users who do not have access to Swedish BankID log in to the Reporting Portal uses SMS verification. After registering as a user in the Reporting Portal, foreign users can then connect their local e-identification (e-ID) provider via eIDAS, which can be used as an alternative to SMS verification. This guide reviews the steps required to setup a connection between an e-identification and an account in the Reporting Portal.

### CONNECT EIDAS TO YOUR ACCOUNT IN THE REPORTING PORTAL

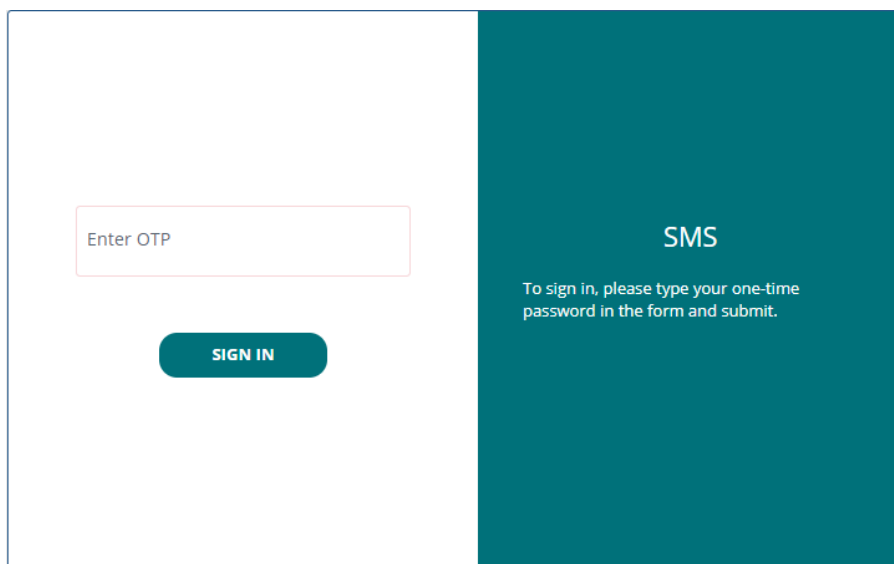
Access the activation webpage

[<https://portal.finansinspektionen.se/eidasreg/authenticate/eidasreg/>] from a computer and enter your username and password.



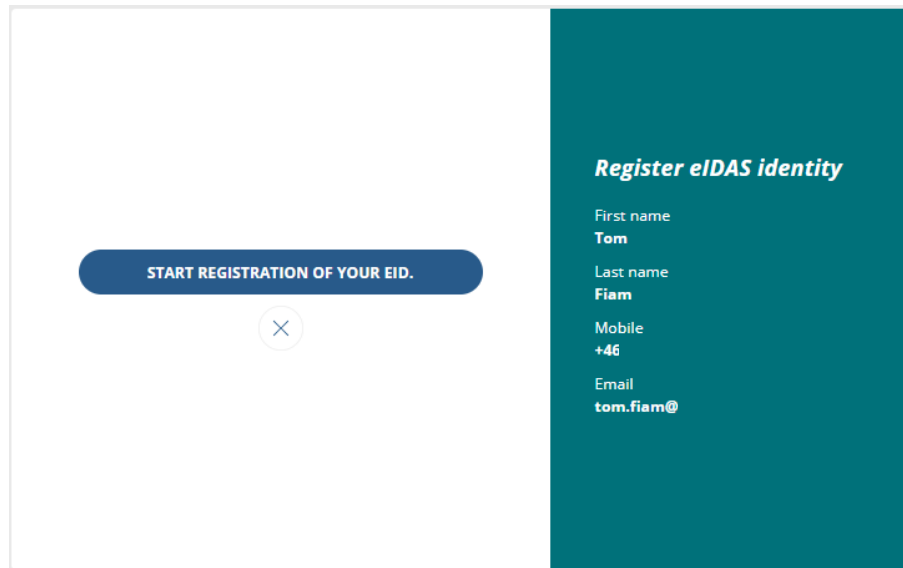
The screenshot shows a sign-in form on a white background. On the left, there are two input fields: the top one is labeled 'Username' and the bottom one is labeled 'Password'. Below these fields is a dark teal button with the text 'SIGN IN' in white. On the right, there is a dark teal vertical panel. At the top of this panel, the word 'SMS' is written in white. Below it, in smaller white text, it says: 'To sign in, please type your username and password in the sign in form and click 'Sign in'.'

Enter the One Time Password (a code) that is sent to your mobile phone number (the number you entered when you registered for a user account) via SMS.



The screenshot shows a sign-in form on a white background. On the left, there is a single input field labeled 'Enter OTP'. Below this field is a dark teal button with the text 'SIGN IN' in white. On the right, there is a dark teal vertical panel. At the top of this panel, the word 'SMS' is written in white. Below it, in smaller white text, it says: 'To sign in, please type your one-time password in the form and submit.'

Verify that your information is correct, displayed to the right. This information is retrieved from your account in the Reporting Portal. Continue by clicking 'Start registration of your EID'.



You will be re-directed to the Swedish node for eIDAS; Sweden Connect.

Continue by selecting your country.



[Svenska](#)

### Choose your eID country

Finansinspektionen prod env has requested authentication of your identity using an eID from another country outside of Sweden.



Austria



Belgium



Croatia



Czech  
Republic



Denmark



Estonia



Germany



Italy



Latvia



Liechtenstein



Lithuania



Luxembourg



Malta



Netherlands



Portugal



Slovakia



Slovenia



Spain

I can not find my eID country ▼

I am a Swedish citizen living abroad, which country should I choose? ▼

[Cancel and return to the service](#)

Once the country has been selected, you will automatically be re-directed to a website for authentication of your local e-ID provider.

If there are more than one e-ID provider available, click the one you are using. Below is an example of Swedish e-ID providers.





[Svenska](#)

---

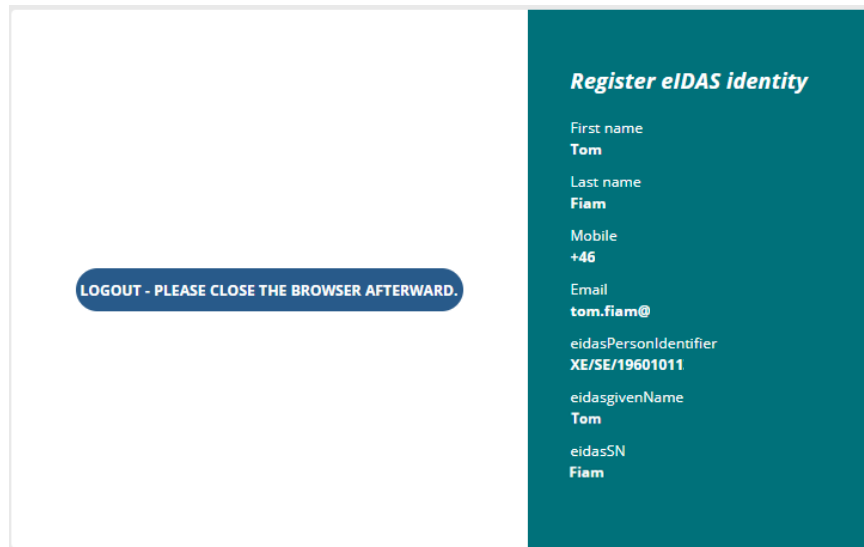
### Use your Swedish eID

The following eID providers can be used.

-  Sweden Connect Reference IdP
- BankID
-  Freja+

Why is my eID not supported? ▼

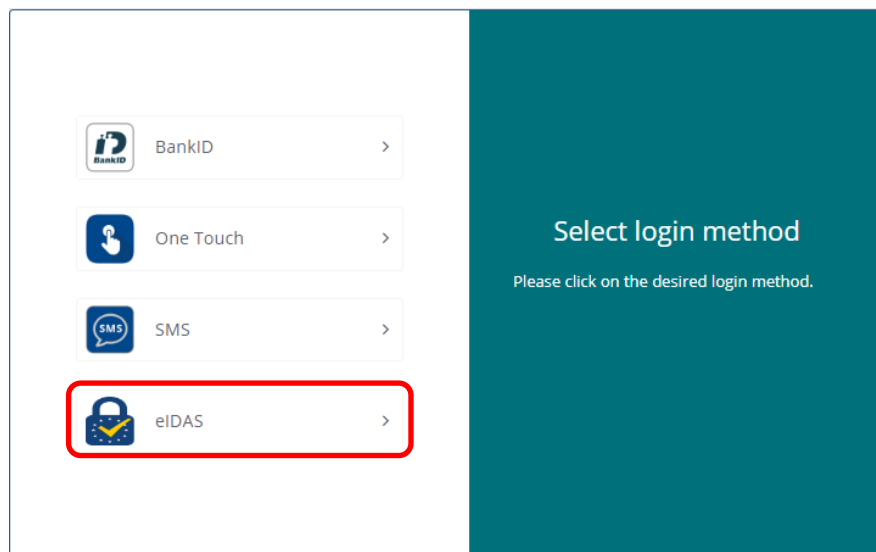
Once you have authenticated yourself using your e-ID provider, a summation of your information will be displayed to the right. Please verify that it is correct.



Click 'Log out – Please close the browser afterward' to finish the setup.

### LOG IN USING EIDAS



















Once the account in the Reporting Portal is connected to your e-ID provider, you will be able to log in to the Reporting Portal using the option 'eIDAS'.



Select your country and authenticate yourself using your e-ID.

**Choose your eID country**

Finansinspektionen prod env has requested authentication of your identity using an eID from another country outside of Sweden.

 Austria	 Belgium	 Croatia	 Czech Republic	 Denmark
 Estonia	 Germany	 Italy	 Latvia	 Liechtenstein
 Lithuania	 Luxembourg	 Malta	 Netherlands	 Portugal
 Slovakia	 Slovenia	 Spain		

I can not find my eID country ▼

I am a Swedish citizen living abroad, which country should I choose? ▼

Once completed, you will be logged in to the Reporting Portal.

For questions related to this guide, please contact [rapportering@fi.se](mailto:rapportering@fi.se)





Finansinspektionen  
Box 7821, 103 97 Stockholm  
Besöksadress Brunnsgatan 3  
Telefon +46 8 408 980 00  
Fax +48 8 24 13 35  
finansinspektionen@fi.se

[www.fi.se](http://www.fi.se)